



Emergency Care Plan



FOOD ALLERGY

Student: _____ Grade: _____ School Contact: _____ DOB: _____

Asthmatic: Yes No (increased risk for severe reaction) Allergen(s): _____

Mother: _____ MHome #: _____ MWork #: _____ MCell #: _____


Father: _____ FHome #: _____ FWork #: _____ FCell #: _____

Emergency Contact: _____ Relationship: _____ Phone: _____

SYMPTOMS OF AN ALLERGIC REACTION MAY INCLUDE ANY/ALL OF THESE:

- **MOUTH** Itching & swelling of lips, tongue or mouth “feels hot”
- **THROAT** Itching, tightness in throat, hoarseness, cough
- **SKIN** Hives, itchy rash, swelling of face and extremities
- **STOMACH** Nausea, abdominal cramps, vomiting, diarrhea
- **LUNG** Shortness of breath, repetitive cough, wheezing
- **HEART** “Thready pulse”, “passing out”

The severity of symptoms can change quickly – it is important that treatment is give immediately.



STAFF MEMBERS INSTRUCTED:

- Administration Classroom Teacher(s) Special Area Teacher(s)
 Support Staff Transportation Staff

TREATMENT: Rinse contact area with water if appropriate

Treatment should be initiated with symptoms without waiting for symptoms
Benadryl ordered: Yes No Give _____ Benadryl per provider’s orders

Call school nurse. Call parent/guardian if off school grounds.
Epinephrine ordered: Yes No Special instructions: _____

IF INGESTION OR SUSPECTED INGESTION OF ALLERGEN OCCURS, SYMPTOMS ARE PRESENT AND EPINEPHRINE IS ORDERED, GIVE EPINEPHRINE IMMEDIATELY AND CALL 911.

Preferred Hospital if transported: _____
Epinephrine provides a 20 minute response window. After epinephrine, a student may feel dizzy or have an increased heart rate. This is a normal response. Students receiving epinephrine should be transported to the hospital by ambulance. A staff member should accompany the student to the emergency room if the parent, guardian or emergency contact is not present and adequate supervision for other students is present.

Transportation Plan: Medication available on bus Medication NOT available on bus Does not ride bus

Special instructions: _____


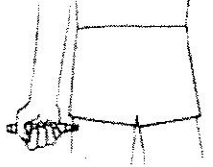



Healthcare Provider: _____ Phone: _____

Written by: _____ Date: _____

- Copy provided to Parent Copy sent to Healthcare Provider

TRAINED STAFF MEMBERS

1. _____	Room _____
2. _____	Room _____
3. _____	Room _____

<p>EpiPen® and EpiPen® Jr. Directions</p> <ul style="list-style-type: none"> ▪ Pull off gray activation cap.  <ul style="list-style-type: none"> ▪ Hold black tip near outer thigh (always apply to thigh).  <ul style="list-style-type: none"> ▪ Swing and jab firmly into outer thigh until Auto-Injector mechanism functions. Hold in place and count to 10. Remove the EpiPen® unit and massage the injection area for 10 seconds. 	<p>Twinject® 0.3 mg and Twinject® 0.15 mg Directions</p>  <ul style="list-style-type: none"> ▪ Remove caps labeled "1" and "2." ▪ Place rounded tip against outer thigh, press down hard until needle penetrates. Hold for 10 seconds, then remove. <p>SECOND DOSE ADMINISTRATION: If symptoms don't improve after 10 minutes, administer second dose:</p> <ul style="list-style-type: none"> ▪ Unscrew rounded tip. Pull syringe from barrel by holding blue collar at needle base. ▪ Slide yellow collar off plunger.  <ul style="list-style-type: none"> ▪ Put needle into thigh through skin, push plunger down all the way, and remove. 
--------------------------------------------------------------------------------------------------------------------------------------------------------------------------------------------------------------------------------------------------------------------------------------------------------------------------------------------------------------------------------------------------------------------------------------------------------------------------------------------------------------------------------------------------------------------------------------------------------------------------------------------------------------	------------------------------------------------------------------------------------------------------------------------------------------------------------------------------------------------------------------------------------------------------------------------------------------------------------------------------------------------------------------------------------------------------------------------------------------------------------------------------------------------------------------------------------------------------------------------------------------------------------------------------------------------------------------------------------------------------------------------------------------------------------------------------------------------------------------------------------------------------------------------------------------------------------------------------------------------------------------------------------------

Once EpiPen® or Twinject® is used, call the Rescue Squad. Take the used unit with you to the Emergency Room. Plan to stay for observation at the Emergency Room for at least 4 hours.